

rayence

X - R A Y + S C I E N C E

DR PODIATRY SOLUTIONS

UPGRADE YOUR EXISTING X-RAY SYSTEM TODAY

- View images in ≤ 5 secs
- No film processor or cassettes
- Maximum throughput: up to 300 images processed per hour
- Sensor weight 3.7 lbs
- Patient support system
- 3.5 in. low base: improves patient throughput



Complete Digital Podiatry X-Ray Retrofit System


**DR PODIATRY
SOLUTIONS**

DRPOD-715WCA
Bi-Directional Base

1012WCC
Wireless Flat Panel Detector

DRPOD 715WCC

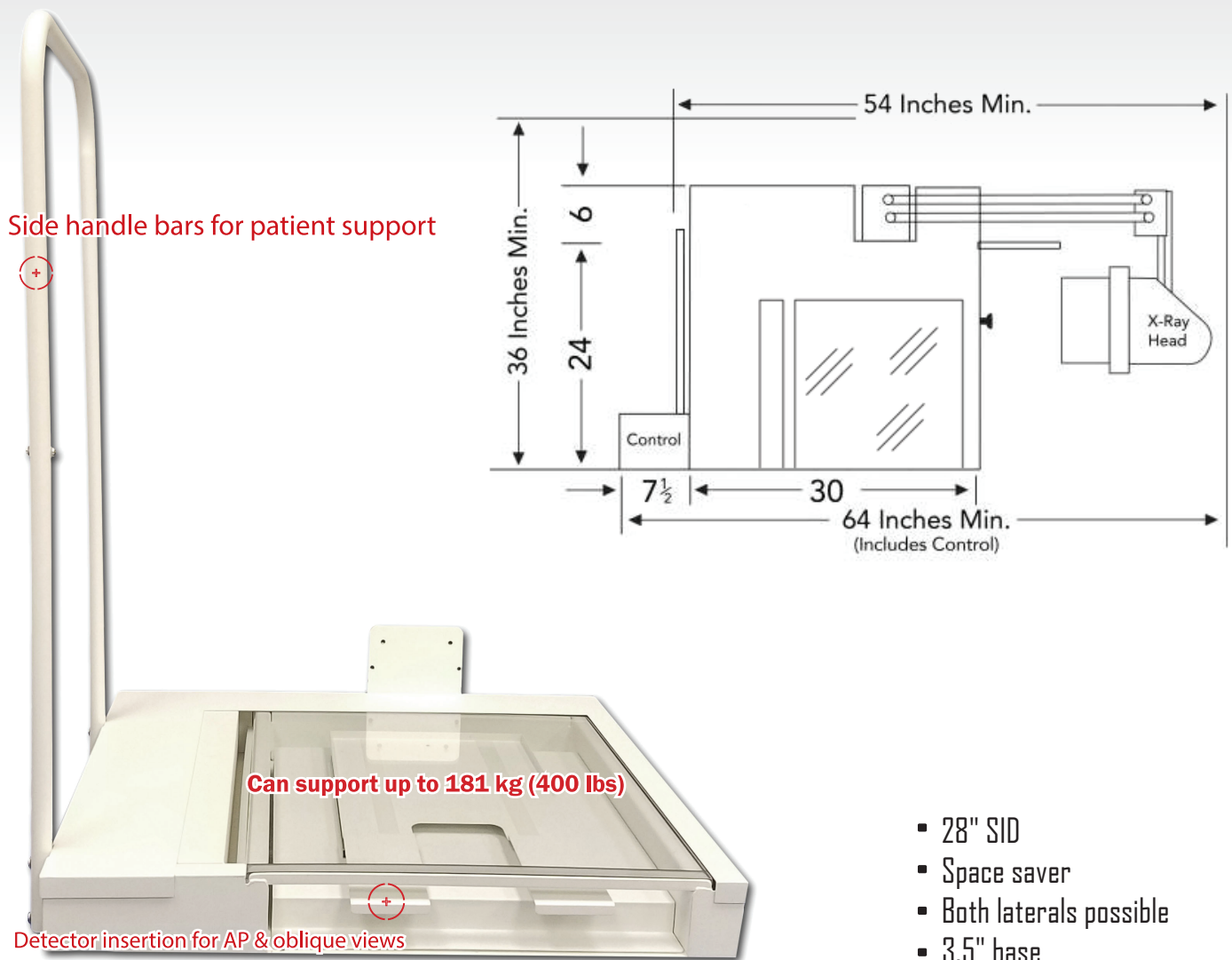
Orthoposer Base + Cesium Detector + Generator



The easy-to-use feature is the patented Tilt-Head, which enables the user to tilt the x-ray source.

- Eliminate the need to rotate the patient for the DP view
- Eliminate the need to rotate the arm for the AP view
- Eliminate the need to readjust the collimator lateral views
- Enable wheelchair patients to be easily accommodated without having to leave the wheelchair
- Features the low voltage expose switch with optional remote key box
- Include features that can meet ADA guidelines

DR PODIATRY RETROFIT SOLUTION

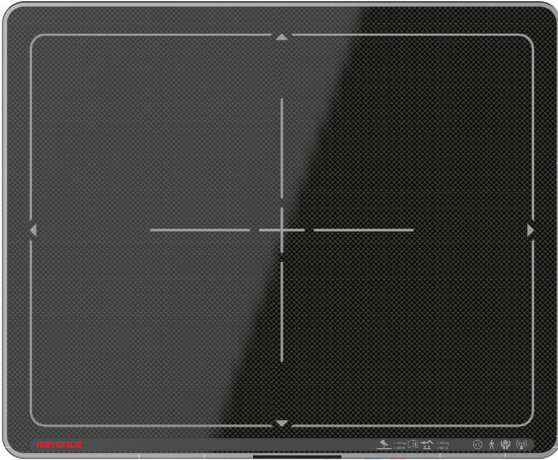


If you need a generator? **DRPOD715WCA Package**

- 1012 WCC Dector Panel
- Bi-Directional Orthoposer
- X-cel Generator
- Aquisition Software and Hardware Platform

If you have a generator? **DR Podiatry Retrofit Solution**

- 1012 WCC Dector Panel
- Single Directional Orthoposer
- Aquisition Software and Hardware Platform



ADVANTAGES

- Images Transmitted via Wi-Fi
- Auto Triggering (no integration required)
- Portable (3.7 lbs)
- Adaptable to various environments
- Wide image area
- Superior image quality
- Compact size
- 3.93 lp/mm resolution
- 127 μ m micron
- 1GB speed connection
 - Data Output: Wireless - 5 secs

Xmaru PRO is the most flexible diagnostic acquisition software available for today's healthcare providers. PRO uses the industry's best image algorithm parameters for the highest quality diagnostic images while optimizing workflow with an easy to navigate GUI. Built on a 64 Bit platform takes advantage of improving hardware technology, speed, and improved image quality on larger displays.

Xmaru 1012WCC Detector Specifications

Scintillator Type	CsI
Dimension	12.9 x 10.6 x 0.6 in
Weight	3.70 lbs (incl. battery)
Total Pixel Area	11.5 x 8.9 in
Pixel Pitch	127 μ m
Effective Pixel Matrix	2264 x 1752 Pixels
A/D Conversion	14/16 bits
Preview Time	\leq 2 secs (2x2 binning)
Energy Range	40 ~ 150 kVp
Pressure	Distributed: 661 lbs Point: 330 lbs
Limiting Resolution	Min. 2.5 / Max. 3.93 lp/mm
Battery Operation Time	4 Hours